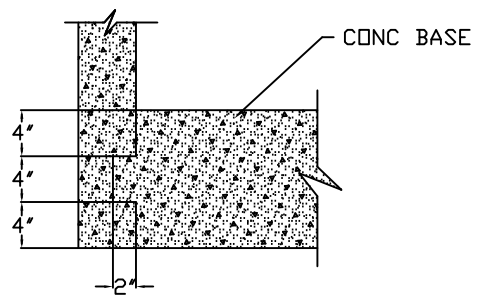
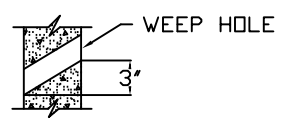


PLAN



DETAIL "A"

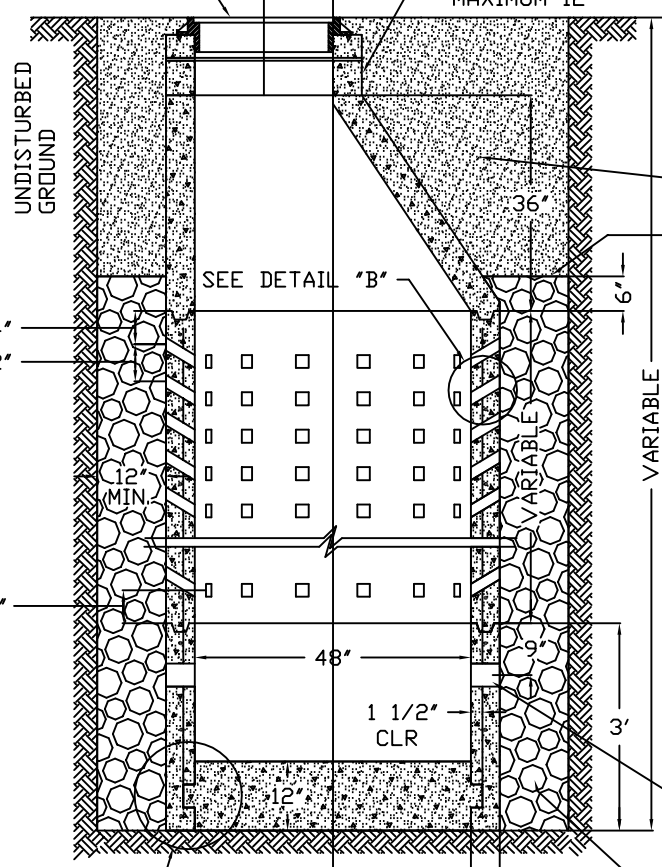
WEEP HOLE
14-2 1/4" SQUARE OR 2 3/8" ROUND
HOLES, EQUALLY SPACED OR
APPROVED EQUAL.



DETAIL "B"

STANDARD MANHOLE
FRAME AND COVER

GRADE RINGS
MINIMUM 3"
MAXIMUM 12"



SECTION A-A

1'-0" OR 3/4"-0" CRUSHED ROCK
GEOTEXTILE FABRIC, - AMOCO NONWOVEN
GOETEXTILE NO. 4545, OR EQUAL.

- NOTES:
1. ALL PRECAST SECTIONS SHALL CONFORM TO REQUIREMENTS OF ASTM C 478.
 2. INVERT SHALL BE LEVEL AND SMOOTH.

LIFTING HOLES
6"- 3"
CLEAN ROUND
RIVER DRAIN ROCK.

NOTE: USE OF THIS SUMP TO INCLUDE TRAPPED
CATCH BASIN AND REQUIRES DISTRICT
APPROVAL.



TITLE: DRYWELL		SHEET: 1 OF 1
FILE NAME: SWM-0015	DRAWN BY: WDK	REV. DATE: 10/11/94
SCALE: NOT TO SCALE	DATE: 8/4/94	CHECKED BY: MDW